



Lapwing Summer recap pack

Age Range: Y1

Topic – Superheros

Art –

Sketch an illustration of a favourite superhero, villain or sidekick using a variety of drawing materials. Pay attention to facial features and body shapes. Explore different facial expressions, and active poses.

Make a design for a superhero mask. Use paper, card and other materials to cut, stick and fold their masks. Use paper, paint and drawing materials to add detail and decoration.

Make a superhero vehicle! What special features does it need to have?

PE –

Play 'Superman says'. Follow instructions and directions given by Superman. For example, fly like Superman (raise one arm in the air), stomp like the Hulk (march forward with big strides), throw a web like Spiderman (cast their hands out in front of them) or wave their arms like Doctor Octopus.

Develop a special movement, dance or routine for their superhero to demonstrate their special superpowers. Maybe they're brilliant at climbing, running fast, balancing or throwing. Move to superhero music, thinking about speed and dynamics.

Literacy –

Use the comic strip template to tell a short story about superheroes and villains. Think about what would happen in each box, planning their ideas using speech and thought bubbles.

Find a Half (1)



Use paper shapes to help you.

How many ways can you find to halve the shapes?









Put the number in the box.

Which shape has the most ways?

Now try some different shapes.
What do you notice?



It's impossible to cut this shape in half.



Are there any more shapes that can't be halved?

Find a Half (1)



I cut these into 2 parts, so they are all halves.



Tick the fruits that show halves.


☐

☐

☐

☐

How do you know?



This is half of my sandwich.



What shape was the whole sandwich?



There are only 2 ways to cut this pizza in half.





Do you agree? Can you find a way to prove it?

Bees in the Garden Halving Activity

The queen bee needs to share the bees out fairly so that each flower has half the number of bees from the hive.

Can you help the queen bee put half of the bees on to each flower? Draw the bees on the flowers.



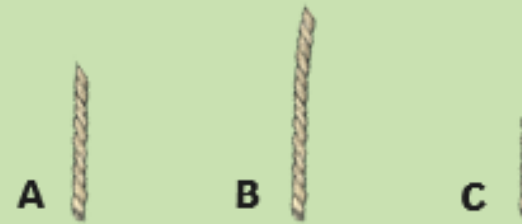
+ and -

Reveal answer

Write an addition calculation to match the objects.

**Problem Solving**

Put the ropes in order from shortest to longest.

**× and ÷**

Which two numbers will come next?

**Reasoning**

Reveal answer

24 is one less than 25.

I think the missing number is 24.

Is Alana correct?
Explain your answer.



Telling the Time

It's time to go on holiday. Use the clocks to help plan the trip.



What time do you get up to go on holiday? _____



What time do you set off on holiday? _____



At half past 6, you go to a disco. Draw the hands on the clock.



What time do you play on the beach? _____



What time do you eat an ice cream? _____



At 4 o'clock, you go swimming. Draw the hands on the clock.

Coin Recognition Labelling Activity

Jacob has lots of different coins in his piggy bank. Can you help him identify each coin?
Look carefully at the pictures and then write or stick a label to show the coin's value.



--	--	--	--



--	--	--	--

1p

2p

5p

10p

20p


50p

£1

£2

Star Number Bonds to 10

Write the missing number to make each star equal to 10.



Star Number Bonds to 20

Write the missing number to make each star equal to 20.






In spring, I like to...

In summer, I like to...

My Seasons



In autumn, I like to...

In winter, I like to...

What can you see at the beach?

Write some sentences about the picture.



Example: It is very hot.

Reading a Summer Picture



Try and answer these questions using clues from the picture.

1. How do you think the boy in the middle of the picture is feeling?

2. How do you think the water fight started?

3. Have you ever had a water fight? Write a description of it or a description of what you imagine it would be like.

Year 1 Summer Term 2 SPaG Mat

2

Tick **one** word that can have 'er' and 'est' added at the end to make a new word.

- bus ☐
small ☐
chill ☐



a

Put a tick next to the real words and a cross next to the alien words.

- ladder ☐ yader ☐
ferch ☐ sure ☐
treasure ☐ lisure ☐



c

Spell the missing day of the week.

Tuesday
Wednesday
Thursday
Friday
Saturday
Sunday



e

Help poor Mr Whoops by circling the correct spelling.


woz
wos
was



b

Complete the table.

Singular (one)	Plural (more than one)
	ducks
coach	



d

Write these letters as capital letters.

c a o d



f

Grammar and Punctuation Challenge Cards



twinkl



Grammar and Punctuation

1. Which word completes the sentence?

He took his dog to the park.

She took her three _____ to the park.


- doges
- dogs
- dog



Grammar and Punctuation

2. Which sentence is correct?

- I made ten wishes.
- I made ten wish.
- I made ten wishs.



Grammar and Punctuation

3. Which suffix completes the sentence?

I like read___ to my teacher.

- -er
- -ing
- -ed



Full Stops and Capital Letters

Remember

- Sentences start with a capital letter.
- Sentences end with a full stop.
- Names start with a capital letter.



Read these sentences. Write each one yourself with a full stop and capital letters in the right places.

1. fred and brett spent a week in spain

2. i must not tramp on the flowers

3. i kept bumping into things in the dark

4. a crab crept into a crack in the rock

5. milk is good for children's teeth

6. a drip from the tap drops in the sink

Adding '-ing' and '-ed' to Verbs

Practise the words on this list using look, say, cover, write and check.

Hint: We can change the tense of a verb by adding '-ing' or '-ed' on the end. Remember that the spelling of 'ed' is the same, even if it sounds like a /t/.



Look



Say



Cover



Write



Check

Word	1st try	2nd try	3rd try
jumping			
jumped			
banging			
banged			
washing			
washed			
buzzing			
buzzed			
wanting			
wanted			

Grammar and Punctuation

4. Which sentence is correct?

- My mum is a **building**.
- My mum is a **builded**.
- My mum is a **builder**.



Grammar and Punctuation

5. Write the word that completes the sentence.

Today, I will walk to school.

Last week, I _____ to school.



Grammar and Punctuation

6. Can you write the opposite of these words by adding the prefix **un-**?

- kind
- happy
- tie



Grammar and Punctuation

7. Which word completes this sentence?

I _____ up my coat to keep warm.

- unzip
- zip
- zips



1	2	3
4	5	6