



## Lapwing Week 15: Online

Age Range: Year 1

### Weekly English/Phonics

Remember to do a little bit of reading everyday. Check out the Oxford Owls website for free books to read. <https://home.oxfordowl.co.uk/>  
I have included some worksheets in this document, if you wish to use them.

#### Monday- Phonics and spellings

This week's sound is 'ire' fire. Fire.

fire	hire	sire	wire
------	------	------	------


shire	squire
spire	

Can you write these in a sentence?

Find and write the 'ire' work sheet (attached)

Fill in the graffiti wall with your spellings (attached).

Graffiti Wall Vocab



#### Tuesday - Follow instructions to make a mini greenhouse.

Read the instructions to make a mini greenhouse and plant a seed of your choice (instructions attached).

[https://www.7savings.com/plastic-bottle-greenhouse/?utm\\_medium=social&utm\\_source=pinterest&utm\\_campaign=tailwind\\_tribes&utm\\_content=tribes&utm\\_term=855724624\\_36481126\\_115824](https://www.7savings.com/plastic-bottle-greenhouse/?utm_medium=social&utm_source=pinterest&utm_campaign=tailwind_tribes&utm_content=tribes&utm_term=855724624_36481126_115824)



### Wednesday-


Practice your phonics /spelling, Monday.

is 'ire' fire, fire.

fire	hire	sire	wire
------	------	------	------

shire	squire
spire	

Fill in the spelling spiral (attached).



### Thursday- Plant Diary

Using the dairy templates or your exercise book, begin to keep a diary about your plant. You can use all the skills you have learnt from writing recounts and instructions to do this.

First we....

Then....

After a while.

Don't forget to add in those WOW words (adjectives) to really paint a picture in the readers mind.

### My Plant Diary

<p>My Plant _____ Week</p> <p>Observations</p> <p>_____</p> <p>_____</p> <p>_____</p> <p>_____</p> <p>_____</p> <p>_____</p>	<p>Draw your plant here</p>
--	-----------------------------

### Friday- Writing instructions

Write instructions on how to plant a seed.

Template attached.

You will need:
1. _____
2. _____
3. _____

First
Next
Then
Later
After
After a while
Finally

## Weekly Maths Tasks

### Monday- Fluency

#### Place Value

45

46

47



What number comes next?

Reveal answer



#### Problem Solving



Alison picks two more flowers. How many does she have now?

Reveal answer

#### + and -



$$14 + 3 =$$



Reveal answer

#### Reasoning



"My bucket is more than half full."

Which bucket is Harry's?

Reveal answer



### Tuesday- Counting in 2s

Recap counting in 2s to 20.

1. Grab some pairs of socks out of the draw and use them to count in 2. You could make a washing line to help you count in 2s.
2. Practice counting in 2s by playing Duck Shoot. <https://www.ictgames.com/mobilePage/duckShoot/index.html>

How many socks are there?



There are \_\_\_ socks in total.



### Wednesday- Counting in 5s



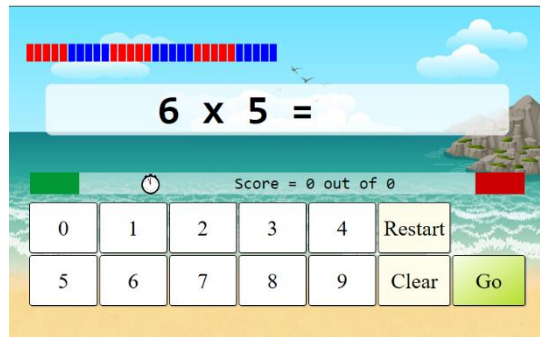
1. Using the hundred square attached or <https://primarygames.co.uk/pg2/splat/splatsq99.html> colour in all the numbers in the 5 times table. What pattern do you notice?
2. Make handprints (or draw round your hand) and use these to count in 5s to 50.

How can we count the groups of 5?

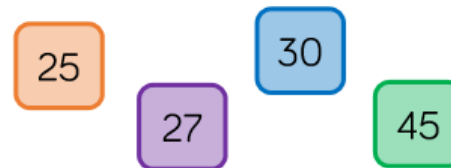
Can you describe the pattern when you count in 5s?

Will \_\_\_\_ appear on our number line? Why/why not?

### Thursday - Recap counting in 5s and 2s.



### Odd One Out



Which is the odd one out? Explain your answer.

Interactive games and/or worksheet attached.

[www.snappymaths.com/multdiv/5xtable/interactive/newlook/5xtableintd.htm](http://www.snappymaths.com/multdiv/5xtable/interactive/newlook/5xtableintd.htm)

### Friday- It's a challenge!

Multiples of 2 5 and 10 Word Problems

Miss Casha has 34 pairs of shoes. How many shoes are there altogether?



Multiples of 2

Multiples of 2 5 and 10 Word Problems

There are 30 children in 3C. Mrs Roberts has to mark each child's numeracy and science books tonight!

How many books does she have to mark?



Multiples of 2

Multiples of 2 5 and 10 Word Problems

There are 12 sausages in one packet. How many sausages are in two packets?



Multiples of 2

Week 16  
Weekly English/Phonics

**Monday- Phonics and spellings**

Monday's sound is 'ear'. Hear with your ear.

Can you write these in a sentence?

Mr Thorne 'ear' <https://www.youtube.com/watch?v=EneZ1UubxSA>



**Tuesday -Persuasive writing**

Choose 2 woodland animals and explain to me which one you like best.

I like \_\_\_\_\_ better than a \_\_\_\_\_ because.....

Why do you prefer the other animal?

What do you like the best?

Do they have a certain skill?

Tell me all about it on Google Classroom (worksheet attached or write in your books).



My Opinion

A _____	Or	A _____
I like _____		
better than _____		
_____		
_____		
_____		
_____		

**Wednesday-**

Wednesdays sound is 'ure'. Sure it's pure.

sure	pure	cure	lure
------	------	------	------

Tic Tac toe and phoneme spotter story.

Mr Thorne 'ure' <https://www.youtube.com/watch?v=YwCzf71fIBA>

**sight word tic-tac-toe**

Write each player's word in a box below. Then take turns playing tic-tac-toe with the words. The first player to get three in a line wins!

<b>Player 1</b> Word _____	<b>Player 2</b> Word _____																		
<table border="1" style="width: 100%;"> <tr><td> </td><td> </td><td> </td></tr> <tr><td> </td><td> </td><td> </td></tr> <tr><td> </td><td> </td><td> </td></tr> </table>										<table border="1" style="width: 100%;"> <tr><td> </td><td> </td><td> </td></tr> <tr><td> </td><td> </td><td> </td></tr> <tr><td> </td><td> </td><td> </td></tr> </table>									



**Thursday- Plant Dairy**

How much has it grown?

Can you see the roots yet?

Please write the next part of your dairy. Remember to draw a picture and label it.



Week 16  
Weekly Maths

**Monday -Count in 10s**

Recap counting in 2s and 5s.  
Introduce counting in 10s. Use the  
hundred square attached or

Practise counting forward in steps of ten. What could you use  
to help you?

Can you hear or see a pattern?

What happens to the tens digit? What happens to the ones digit?

Now try counting back in tens.

<https://www.topmarks.co.uk/learning-to-count/paint-the-squares> (choose 1-100) and colour in all the  
10s numbers.

What is the same about all the numbers we say when we are counting in 10s?

Count in tens.



1	2	3	4	5	6	7	8	9	10
11	12	13	14	15	16	17	18	19	20
21	22	23	24	25	26	27	28	29	30
31	32	33	34	35	36	37	38	39	40
41	42	43	44	45	46	47	48	49	50
51	52	53	54	55	56	57	58	59	60
61	62	63	64	65	66	67	68	69	70
71	72	73	74	75	76	77	78	79	80
81	82	83	84	85	86	87	88	89	90
91	92	93	94	95	96	97	98	99	100

What happens to the digits each time?

**Tuesday- Exploring counting in tens.**



### Wednesday - Making equal groups

How do I know that the groups are equal?

What does equal mean?

What does unequal mean?

<https://pbskids.org/curiousgeorge/busyday/dogs/>

Play <https://uk.ixl.com/math/year-1/count-equal-groups>

There are  groups of dots.


There are  dots in each group.

Worksheet attached.



Dora and Rosie are making hay bundles.

Who has made equal groups?



Explain how you know.

### Thursday- It's a challenge!

#### Count in 10s



Boris has 10 cards in each set.

How many cards altogether?



Can you count in tens to find how many cards Boris has?

Can you show me?

How many cards will each box hold?

How many boxes does Belinda have?

How can we work out how many cards she has in total?



Belinda sorts her cards into boxes.



Each box has 10 cards.

How many cards altogether?

## Science- Enchanted Woodland Weekly project

### Science - Living or dead

Identify and classify. Sort items collected from their woodland walk into groups of living things, dead things and things that have never been alive. Explain why they have sorted them in that way and think of other things that could be added to these groups.

### Art - Salt dough (recipe attached)

Share your creations on Google Classroom or email them to the school.

Using the salt dough, create a woodland animal sculpture.

### Science - Nests and dens

Using your research to help you, I would like you to build nests and dens outdoors for woodland animals, using sticks, twigs and other collected items from the outdoors.

### Art - Natural Art

Use a range of natural materials, such as straw, wool, twigs, sticks, pebbles, pinecones and leaves, to create transient art.

For inspiration, look at the work of the artist, Andy Goldsworthy.



## Mindfulness

Explain to your child that sometimes when we think about new situations, or when we know things are going to change, it can make us feel worried. Feeling anxious or worried is normal; it's a step our body takes to make sure we are safe.

There are techniques we can use to help us feel calm, even when things are changing or when times are difficult. Today we will learn one of these techniques. It's all about using your superpowers! Stand in a quiet space with your legs slightly apart, your back straight and your head tall, with your arms bent and your hands on your hips. Make your position big and strong. Just like Superman or Wonder Woman might stand!

Keep still in this position and start to take long, slow breaths. You can even think about which power you would like to have to help you through the difficult time by saying things like 'I am brave' or 'I am strong'. Notice how you feel after spending a few moments in this big, strong position.

Try it anytime you are feeling worried or nervous... it will really help you to feel brave!

For additional materials on coping the social and emotional aspects of returning to school visit <https://www.traumainformedschools.co.uk/resources>



### Additional learning resources parents may wish to engage with


- [CODE Maths Hub Daily Fluency Activities](#) -
- <https://www.topmarks.co.uk/maths-games/daily10> - arithmetic challenges
- [BBC Bitesize](#) - Lots of videos and learning opportunities for all subjects.
- <https://www.thenational.academy/> A large selection of video lessons and learning resources. These cover a range of subjects including maths, English, art and languages.
- [Classroom Secrets Learning Packs](#) - Reading, writing and maths activities for different ages.
- [Twinkl](#) - Click on the link and sign up using your email address and creating a password. Use the offer code UKTWINKLHELPS.



Write your spelling words on the wall  
in graffiti.



### Graffiti Wall Vocab

Name: \_\_\_\_\_  
Write your vocabulary words on the graffiti wall.





# ear

a	v	g	m	r	d	v	z	p
r	h	e	a	r	b	z	y	g
e	c	e	a	p	i	c	j	g
a	f	e	d	r	f	l	d	s
r	b	t	a	e	c	e	m	x
m	r	e	a	r	a	a	k	i
h	y	a	n	e	a	r	q	v
g	h	r	k	d	e	d	r	e
z	e	n	u	h	r	d	d	o




beard  
fear  
dear



ear  
year  
tear  
near

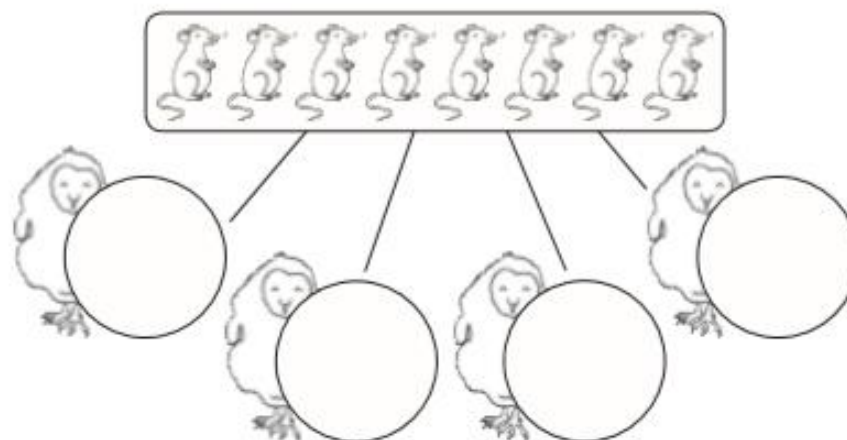
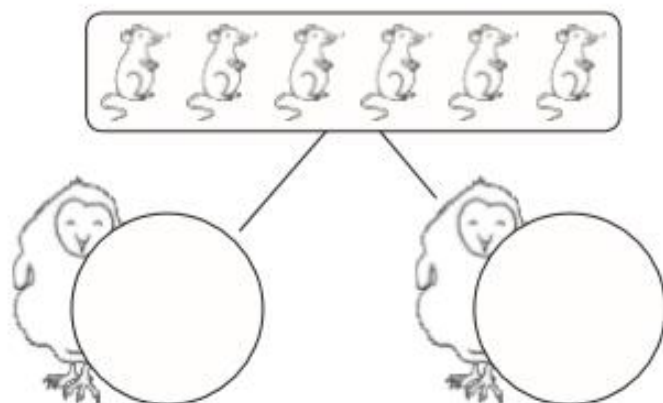
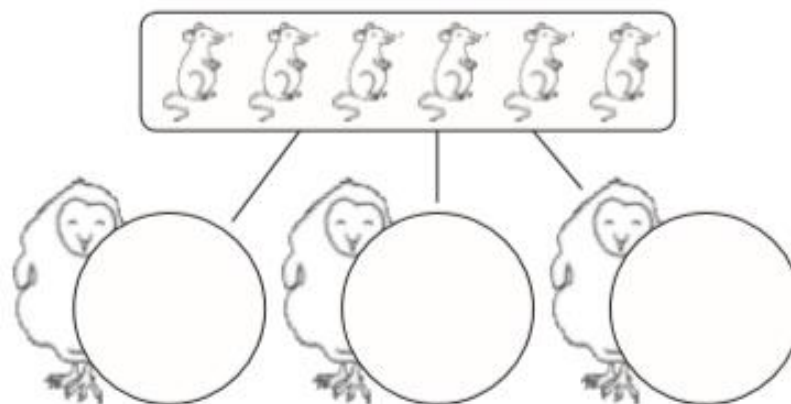
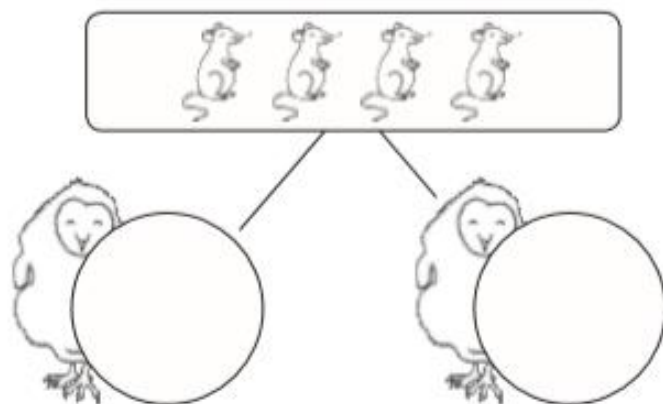


near  
hear  
clear



# Feeding the Owlets Sharing Sheet

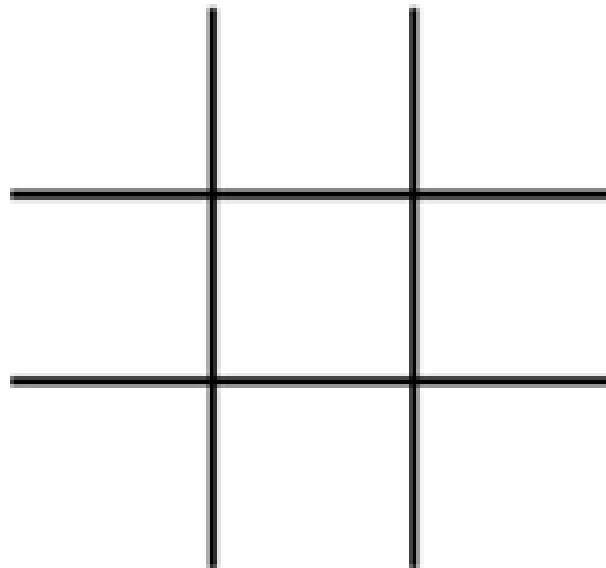
Can you share the mice equally between the owlets? Write the number of mice in each circle.



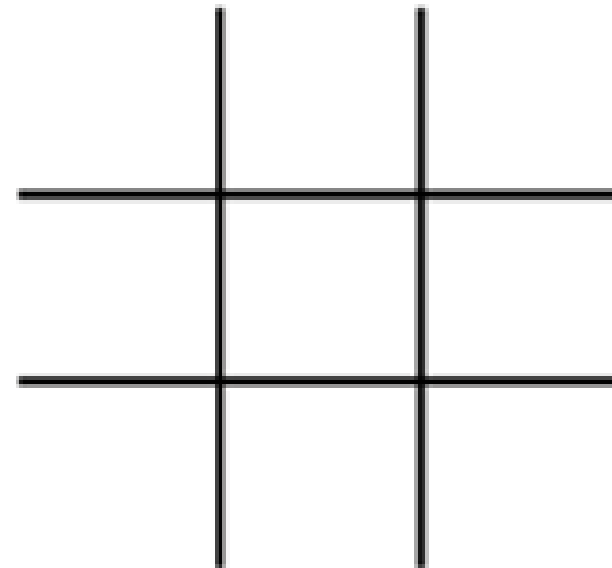
# sight word tic-tac-toe

Write each player's word in a box below. Then take turns playing tic-tac-toe with the words. The first player to get three in a line wins!

Player 1
Word:   



























Player 2
Word:   





## Counting in 5s

Count in 5s and fill in the missing numbers on the hands.

## Counting in 10s Maze

<b>Start</b>	10	20	9	2	3	1
4	11	30	23	16	18	22
38	33	40	50	55	48	28
52	58	59	60	62	58	65
62	65	71	70	66	72	73
77	88	90	80	83	82	93
94	98	100	99	101	94	93
104	108	110	120	130	98	96
103	105	138	144	140	150	<b>Finish</b>



# Patterns – Count in 5s

Can you complete the patterns below?

5	10	15							
---	----	----	--	--	--	--	--	--	--

























35	40	45							
----	----	----	--	--	--	--	--	--	--

25	30	35	40						
----	----	----	----	--	--	--	--	--	--

60	65	70	75	80					
----	----	----	----	----	--	--	--	--	--

# Counting in 2s

Count in 2s and fill in the missing numbers on the socks.

 <b>2</b>	 <b>12</b>	 <b>16</b>	
 <b>26</b>			
			
			
			
 <b>42</b>			

twinkl.co.uk



visit [twinkl.co.uk](https://www.twinkl.co.uk)



# Counting in 2s

Cut out the numbers in the dashed boxes and stick them in the correct order.

2				
---	--	--	--	--

		16		
--	--	----	--	--

				30
--	--	--	--	----



visit [twinkl.com](https://www.twinkl.com)



-----










4	14	18	6	12	22
26	8	10	28	24	20



# Find and Write the 'ire' Words












Write the words and then colour the ones with an 'ire' sound in them.

		
<div></div> <div></div> <div></div>	<div></div> <div></div> <div></div> <div></div> <div></div>	<div></div> <div></div> <div></div>
		
<div></div> <div></div> <div></div>	<div></div> <div></div> <div></div> <div></div> <div></div>	<div></div> <div></div> <div></div>
		
<div></div> <div></div> <div></div>	<div></div> <div></div> <div></div> <div></div> <div></div>	<div></div> <div></div> <div></div>

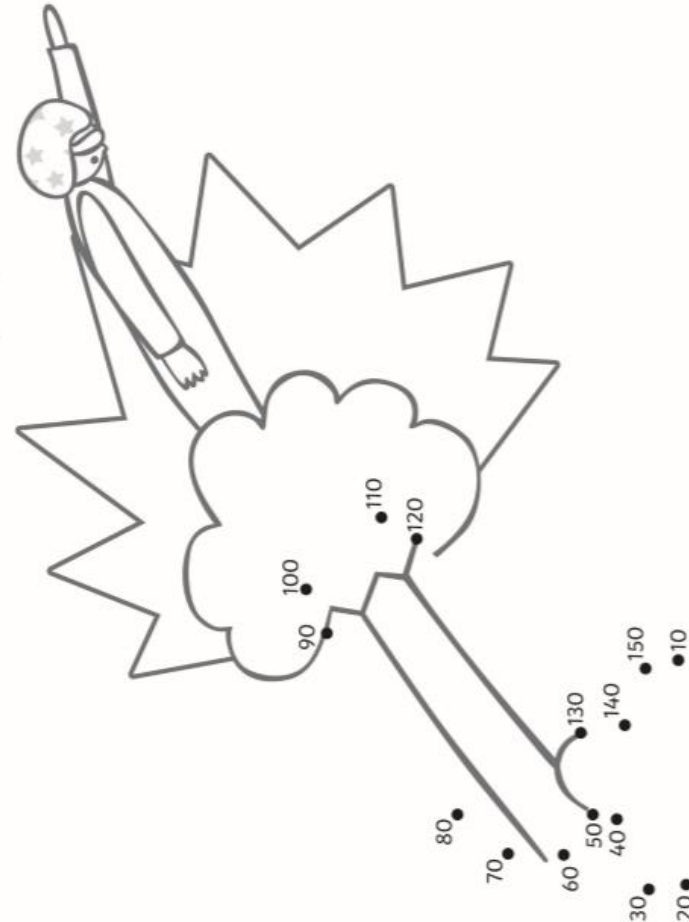
# Find and Write the 'ire' Words

Answer Sheet



		
f   oi   l	w   ire	s   p   ire
		
ch   i   ck	v   a   m   p   ire	f   ire
		
t   ire   d	b   o   n   f   ire	c   ow   s

Join the dots to reveal the full picture!



fire

hire

wire

spire

a b c d e f  
g h i j k l  
m n o p q r s  
t u v w x y z

### My 0-20 Number Formation

0 1 2 3 4 5 6 7 8 9 10  
11 12 13 14 15 16 17 18 19 20

## Get Seeds



You can get seeds from you local garden centers and store or online.

## Get a Bottle



Wash any left over residue from the container if it is not a water bottle

## Make a few holes



Cut the bottle in half or cut it 2/3 bottom and 1/3 top, Using a drill or a hot nail gun, make a few holes towards the bottom or at the bottom of the container

## Plant Seeds



fill the bottom part with your seed starter mix (how to make an inexpensive seed starter mix) Depending on the seeds and how many seeds or containers you have, Plant between 1 to 4 seeds. I usually do 2, so that the seeds have room to grow. water the mix inside the container.

## Seedling care



If you put holes towards the bottom of the container, that area below the hole will act as a water reservoir so you don't have to water that often but if you have holes at the bottom you have to check it regularly so it does not dry up.

## After Planting



Put the container in a warm area, once the seeds germinate move them to where there is sunlight like a window in a warm room or under a grow light





# Salt Dough

## Playdough Recipe

### You will need:

- 2 cups flour
- 1 cup salt
- 1 cup water
- Food colouring (optional)

### Method

1. Mix together the flour and salt in a large mixing bowl.
2. If desired, add 5-10 drops of food colouring to 1 cup of water.
3. Stir the water into the flour and salt in the large bowl.
4. Roll out the dough on a flat surface and knead it together. It should be soft and pliable.
5. Make models and ornaments.
6. The dough can be left to air dry or dried in a low oven 120-150°C. The time the dough takes to dry will depend on the size and thickness of your creations.



twinkl

[www.twinkl.co.uk](https://www.twinkl.co.uk)



# My Plant Diary

My Plant \_\_\_\_\_ Week

Observations

---

---

---

---

---

---

---

Draw your plant here

My Plant \_\_\_\_\_ Week

Observations

---

---

---

---

---

---

---

Draw your plant here



# Sharing

I can divide objects into groups.  
I can share a set of objects equally.

1. Count the sweets. How many are there? \_\_\_\_\_

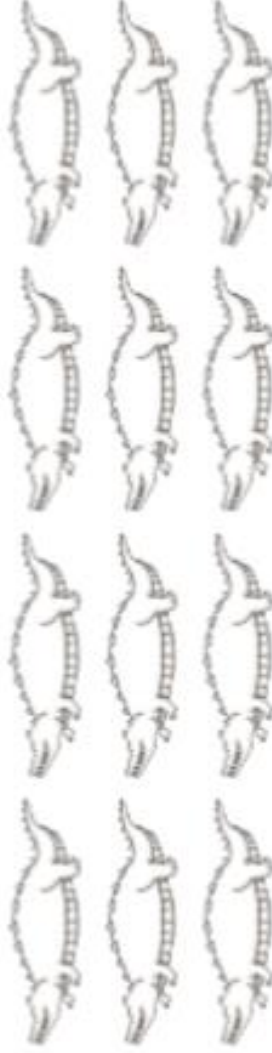


2. Jordan and Chang Song want to share the sweets equally. How many sweets will they each have?

Jordan will have \_\_\_\_\_ sweets.

Chang Song will have \_\_\_\_\_ sweets.

3. How many crocodiles are there? \_\_\_\_\_



4. Share the crocodiles equally between the children below:

Eric	Hassan	Anya	Kayleigh

5. Draw or make your own collection of objects and share them between you and two friends.

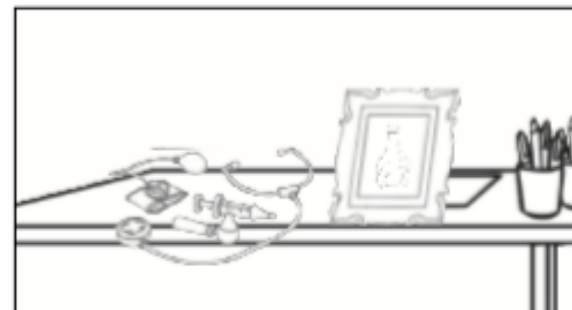
## The Mixture in the Picture



Hure was ill. In fact, he kept being sick. He had a temperature and felt too ill to get up from his bed.



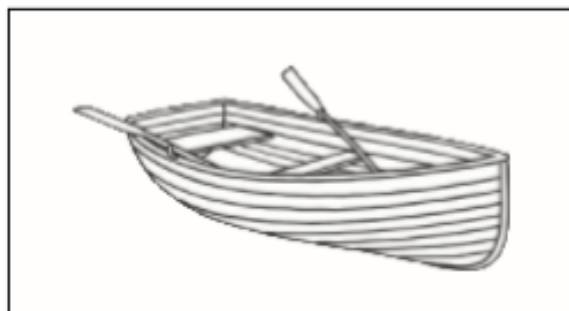
The doctor sent him to bed with a pill. The pill did not help Hure and he still felt ill.



He went to see the doctor and sat in his room. In the doctor's room, on his desk, was a picture.



The picture was of a mixture that was pure green.



He had to get the mixture to cure him. The doctor went by boat and got this mixture.



"You will now get a cure!"  
Hure drank the mixture. He had his cure.

Can you find the 'ure' words?

ear

earth

learn

tear

a b c d e f

g h i j k l

m n o p q r s

t u v w x y z

sure

pure

cure

lure

a b c d e f

g h i j k l

m n o p q r s

t u v w x y z

# 100 Square

1	2	3	4	5	6	7	8	9	10
11	12	13	14	15	16	17	18	19	20
21	22	23	24	25	26	27	28	29	30
31	32	33	34	35	36	37	38	39	40
41	42	43	44	45	46	47	48	49	50
51	52	53	54	55	56	57	58	59	60
61	62	63	64	65	66	67	68	69	70
71	72	73	74	75	76	77	78	79	80
81	82	83	84	85	86	87	88	89	90
91	92	93	94	95	96	97	98	99	100



You will need:

1.

2.

3.