

## Kittiwake Week 12 : Learning Project – Vikings Online

Age Range: Y2/3

### Weekly English/Topic Tasks

**Monday- Read the Viking Life Facts below. Choose your favourite 2 and write them out in your workbook using your best handwriting. Remember to sit your letters on the line. Keep your tall letters tall and all your short letters the same height.**

### Viking Life Facts



The Vikings kept an open fire in their houses to provide heat and a place to cook. They hung meats and fish above the fire to preserve them with the smoke. They also preserved by curing (drying out with salt).



Leather was commonly used by craftsmen to make a wide range of objects such as purses, saddles for horses and belts.



Rich Vikings wore clothes made from silk (which the Vikings traded from overseas). They also had furs to wrap around themselves to keep warm.



As Vikings converted to Christianity their customs and festivals also changed, merging together the old and new religions e.g. the pagan festival 'Yuletide' became 'Christmas'.



Jewellery makers engraved abstract animal shapes and patterns of interlace (criss-crossing) on brooches and other items, such as the handles of swords.



The Vikings believed that when the god Thor drove his chariot pulled by goats through the sky, he created thunder and lightning. Thor also had a special weapon: a hammer.




The Vikings used rhyme to tell long stories, known as sagas. Sagas often told about the adventures of heroic characters fighting dangerous monsters.

**Tuesday- Read the information below about Vikings that chose to stay and settle in Britain. Can you talk to someone and tell them or /and write for each section how Viking life in Britain was the same and different to our life in Britain today?**

## Viking Life Facts



Vikings used whatever natural resources were available to make their houses. Typically, this might have been stone or wood for the walls, a thatched (straw) roof and wattle and daub (stick and mud/dung) on the inside walls to keep in heat.



Viking metal workers made objects from a wide range of different materials, from iron to gold.



Vikings wrote using characters from an alphabet called the Futhark.



Jewellery was worn to show off how rich a person was.



When the Vikings first came to Britain they were pagans, which means they worshipped many gods. Over time, many Vikings converted to Christianity.

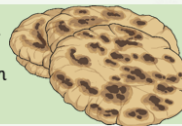
Most Vikings wore clothes made from wool or linen. Men wore trousers and tunics which were fastened at the waist with a leather belt. Women wore long sleeved linen dresses under a woollen apron type dress.



The individual letters of the Viking alphabet were called runes. There were 16 runes in total.



The Vikings made their own bread by grinding corn into flour and then mixing it with water to make a dough.



**Wednesday- The Vikings did not write on paper or use pens but they did have a very basic alphabet. They used these Runes (letters) to write on their swords and shields and give them names. They also carved runes into their longboats and on the graves of their dead.**



R



A



K



D



E



H



I



L



O



S



T



W

Challenge using only the letters above (but you can use them more than once) how many words can you make. E.g **lost** or **stork** or **still**

Then see if you can find an 8 or 9 letter word using these numbers. Miss Richards found an 8 but Miss Warren beat her with a 9-letter word!

**Thursday/ Friday- Read the poem below then discuss and answer the questions. The link has a short video and other resources on this poem.**

<https://study.com/academy/lesson/beowulf-lesson-for-kids-story-summary-facts.html>

## BEOWULF

Read the Viking Poem Beowulf below. Read the questions and use them to talk about the poem or/and write the answers down.

1. What is the poem about, try to tell the story?
2. What sort of Viking do you think Beowulf was a farmer/sailor/warrior? How do you know, what evidence is there in the poem?
3. Who was the monster in the poem? How is it described?

4. Is this a rhyming poem? Which lines rhyme? Can you highlight these words and see if this pattern is the same throughout the poem?
5. Can you draw/paint a picture of Beowulf fighting the monster Grendel.
6. Does the poem have a happy ending? What happens to Beowulf?

Beowulf - Part 1

Long ago in mists of time,  
When all the world was young,  
There lived a man named Beowulf,  
Hero of songs well sung.

He was a warrior for the Geats,  
Sweden was his home,  
A Viking went he - pillaging,  
Far and wide he roamed.

Brave and strong and loyal,  
Generous was he,  
His might and fame spread far and wide,  
Across the Danish sea.

For there was built a massive hall,  
Magnificent and grand,  
The fame of which soon travelled,  
Up and down the Viking land.

All the Danish people,  
Could feast and have great fun,  
But this was soon about to end,  
With dying light of sun.

A monster name of Grendel,  
Was jealous of the hall,  
So he left his home amidst the swamp,  
To terrorise them all.

By night he stalked about the hall,  
And terror he did spread,  
Anyone who stayed by night,

By morning could be dead.

Word came at last to Beowulf,  
About the murderous deed,  
He set sail for the Danish land,  
So the people could be freed.

The Warriors waited in the hall,  
For Grendel to appear,  
Beowulf was weapon less,  
And faced him without fear.

When Grendel crept into the hall,  
Beowulf grabbed him fast,  
And hung on tight for grim death,  
As they struggled to the last.

Beowulf ripped off Grendil's arm,  
They wrestled locked up tight,  
It came away at shoulder,  
A bloody, grizzly sight.

He rushed out of the massive hall,  
And back to his swamp lair,  
Bled out from his gory wounds,  
Laid down and died out there.

Beowulf was a hero,  
His fame spread far and wide,  
He'd slain the monster Grendel,  
He was filled with manly pride.

As he hung the arm upon the wall,  
The world would know his fame,  
How he slayed the mighty Grendel,  
Beowulf was his name!!

Beowulf returned back home,  
To the land of his own called Geats,  
His fame had travelled through the land,  
Of his mighty, heroic feats.

He ruled as king for fifty years,  
Before disaster struck again,  
A thief awoke a dragon,  
Curled on treasure in his den.

The dragon was so angry,  
It raged and roared about,  
Spewing scorching tongues of flame,  
Erupting from it's snout.

With fiery breath it raged aloud,  
Burning all in sight,  
Beowulf knew he'd have to slay  
The dragon in a fight.

But his armour could not save him,  
From dragon's scorching breath,  
And his sword slid off the bony scales  
As Beowulf faced his death.

As Beowulf clung on bravely,  
In his neck the dragon's fangs,  
His men they stabbed the dragon,  
With bloody , gory hands,

In the belly the dragon was wounded,  
It gave a mighty roar,  
Struggled round and breathed its last,  
The dragon was no more.

But brave and mighty Beowulf,  
Was scorched beyond repair,  
His final thrust took all his strength,  
He died in battle there.

So remember mighty Beowulf,  
Hero of the hour,

Fighting demons bravely,  
With skilful, deadly power.

Brave and fearless - loyal,  
Generous and strong,  
His name will live in memory,  
Set in this skaldic song.

### Weekly Maths Tasks- Yr2

Monday- Please revise and go over your 10 times table. Use the following website to help. <https://www.timestables.co.uk/>

1 What are the missing digits?

$$\begin{array}{|c|} \hline 3 \\ \hline \end{array} \begin{array}{|c|} \hline \\ \hline \end{array} + \begin{array}{|c|} \hline \\ \hline \end{array} \begin{array}{|c|} \hline 5 \\ \hline \end{array} = \begin{array}{|c|} \hline 7 \\ \hline \end{array} \begin{array}{|c|} \hline 6 \\ \hline \end{array}$$

2 Annie and Ron each think of a number.

I'm thinking of the number 6




The sum of their numbers is 25  
What is Ron's number?

3 The bee makes a half turn.



Which way is the bee now facing?



White  
Rose  
Maths

### Weekly Maths Tasks- Yr3

Monday- Please revise and go over your 6 times table. Use the following website to help. <https://www.timestables.co.uk/>

#### Place Value

Reveal answer

Put these numbers in order from smallest to greatest:

533 335 353 553 555

Five empty circles for ordering.

#### + and -

+ 26 = 100

Reveal answer

100 - 11 =

Reveal answer

#### × and ÷

8 × 3 =

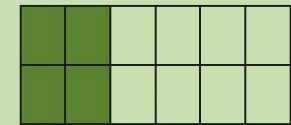
Reveal answer

12 ÷ 4 =

Reveal answer

#### Problem Solving

How many parts of this shape need to be coloured in to show  $\frac{1}{3}$ ?



Reveal answer

#### Reasoning



These coins total £4 and 60 pence.

Is Alison correct?

Explain why.



**Tuesday- Please revise and go over your 10 times table. Use the following website to help.** <https://www.timestables.co.uk/>

Explore the BBC bitesize link showing how to **put things in Chronological order.**

**Then try to think of your day and put events into Chronological order. Can you write the dates of the birthdays for you and the people you live with or from your family and put them in chronological order?**

<https://www.bbc.co.uk/bitesize/topics/zhk82hv>

Have a go at completing the sheet below.

**A.** Choose one of these phrases to fill each gap with:

- takes longer than
- takes less time than
- takes about the same time as

1. Brushing your teeth		reading a book.
2. Watching a film		watching a TV programme.
3. Knitting a jumper		making a paper aeroplane.
4. Making a cup of tea		eating an apple.
5. Saying hello		saying goodbye.
6. Writing a post card		writing a story.
7. Reading a long book		reading a short book.

**Tuesday- Please revise and go over your 6 times table. Use the following website to help.** <https://www.timestables.co.uk/>

Complete the time problems below.

Time

4. Use these signs to make these statements true: < = >

1hr 15  75 minutes      2hrs 32  2 hrs 23

90 minutes  1hr 20      48 hrs  2 days

44 minutes   $\frac{3}{4}$  hour      129 minutes  2hrs 9

Time

5. Astrid starts walking to her friend's house at 2.45pm. She estimates it will take her 37 minutes to get there. She tells her friend she will be there at 3.15pm.

Is she correct?  
Explain your answer.



Time

6. Bertie has converted these analogue times to digital. Is he correct?

6.32pm → 17.32

8.04pm → 21.04

10.27pm → 22.27

7.33pm → 18.33

2.44pm → 13.44

Time

7. I am in the evening.  
I am an even hour.  
My minutes are half of ten to the hour.  
My hour is 120 minutes before midnight.

What time am I?





**Wednesday- Please revise and go over your 5 times table. Use the following website to help.** <https://www.timestables.co.uk/>

### Place Value




What numbers are hidden on the number line?

[Reveal answer](#)

### Problem Solving

[Reveal answer](#)



How many sides do five hexagons have?

### + and -

[Reveal answer](#)

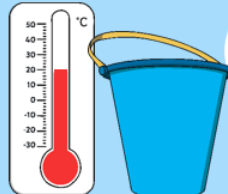
$$43 + \square = 100$$

### × and ÷

[Reveal answer](#)

$$11 \times 10 = \square$$

### Reasoning



The temperature of the water is 15°C.

Is Henry correct? Explain why.

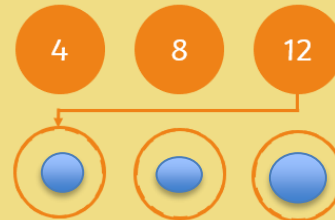


**Wednesday- Please revise and go over your 4 times table. Use the following website to help.** <https://www.timestables.co.uk/>

### Place Value

[Reveal answer](#)

What are the next three numbers in this sequence?



### Problem Solving

How many buckets and spades did Henry find in the sandpit?



[Reveal answer](#)

### + and -

$$6 + 7 + 8 = \square$$

[Reveal answer](#)

$$523 - 200 = \square$$

[Reveal answer](#)

### × and ÷

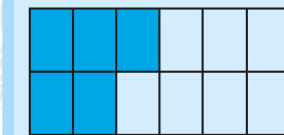
$$11 \times 3 = \square$$

[Reveal answer](#)

$$21 \div 3 = \square$$

[Reveal answer](#)

### Reasoning



I need to colour in six more parts to make  $\frac{3}{4}$ .

Is Henry correct?

Explain why.



**Thursday- Please revise and go over your 5 times table. Use the following website to help.** <https://www.timestables.co.uk/>

Explore the resource below to practise telling the time. There are lots of games and then worksheets if you want them.  
Year 2 are aiming to be able to tell the time to the nearest 5 minute intervals by the end of the year.

<http://www.snappymaths.com/other/measuring/time/time.htm>

**Thursday- Please revise and go over your 4 times table. Use the following website to help.** <https://www.timestables.co.uk/>

Explore the resource below to practise telling the time. There are lots of games and then worksheets if you want to use them.  
Year 3 are aiming to be able to read time to the nearest minute and be able to read and convert between analogue and digital time by the end of the year.

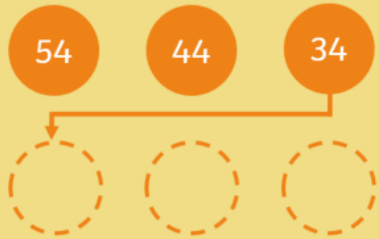
<http://www.snappymaths.com/other/measuring/time/time.htm>

Friday- Please revise and go over your 10- and 5-times table. Use the following website to help. <https://www.timestables.co.uk/>

### Place Value

Reveal answer

Write the next three numbers in this sequence:



### Problem Solving

Use either **longer than** or **shorter than** to complete this statement:

60cm is  1m

Reveal answer

+ and -

Reveal answer

$$68 - 50 = \square$$

× and ÷

Reveal answer

$$60 \div 5 = \square$$

### Reasoning

Is Alana correct?  
Explain why.

I have exactly £1.



Friday- Please revise and go over your 6- and 4-times table. Use the following website to help. <https://www.timestables.co.uk/>

### Place Value

Write 619 in words.



Reveal answer

### Problem Solving

How much money in total?



Reveal answer

+ and -

$$125 + 60 = \square$$

Reveal answer

$$375 - 80 = \square$$

Reveal answer

× and ÷

$$40 \times 3 = \square$$

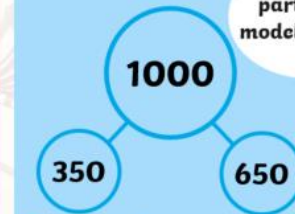
Reveal answer

$$44 \div 4 = \square$$

Reveal answer

### Reasoning

Is my part-whole model correct?



Explain why.



## Viking History Weekly project

Eventually the Vikings were settlers in Britain and led ordinary farming/fishing lives. Can you find out about any foods that Vikings would have eaten/made?

<https://www.fotevikensmuseum.se/d/en/vikingar/hur/mat/recept>

Would you like to eat these foods today?

Can you write out a Viking recipe for bread? Is this the same as how we make bread today?

Can you try to make your own Viking bread ? <https://raisinglifelonglearners.com/kids-in-the-kitchen-viking-bread-recipe-2/>

Write on to Google Classroom and share with us your Viking Food discoveries. Upload any pictures of your Viking bread that you make.

### Additional learning resources parents may wish to engage with

- [CODE Maths Hub Daily Fluency Activities](#) -
- <https://www.topmarks.co.uk/maths-games/daily10> - arithmetic challenges
- [BBC Bitesize](#) - Lots of videos and learning opportunities for all subjects.
- <https://www.thenational.academy/> A large selection of video lessons and learning resources. These cover a range of subjects including maths, English, art and languages.
- [Classroom Secrets Learning Packs](#) - Reading, writing and maths activities for different ages.
- [Twinkl](#) - Click on the link and sign up using your email address and creating a password. Use the offer code UKTWINKLHELPS.