


Weekly English/Phonics

Remember to do a little bit of reading everyday. Check out the Oxford Owls website for free books to read. <https://home.oxfordowl.co.uk/>

Monday- Phonics and spellings



This week's sound is 'ow' brown cow.
Can you write these in a sentence?

Play tic tac toe. Pick a word each.
Who will win? This is the same as
noughts and crosses, you write a
word in the space instead.

sight word tic-tac-toe




Write each player's word in a box below. Then take turns playing tic
tac-toe with the words. The first player to get three in a line wins!

Player 1

Word

Player 2

Word



Watch the Alpha blocks

<https://www.youtube.com/watch?v=KMUAjxj6bSk>

Tuesday- Make a Mini Book

Using google classroom tell me one fact about your woodland animal.

Find out about woodland animals and make a mini book all about them.

Remember to include pictures and lots of interesting facts.

Fact sheets attached.

<https://www.scottishbooktrust.com/uploads/store/mediaupload/1288/file/Woodland%20animal%20facts.pdf>


Wednesday-

Practice your phonics /spelling, Monday.

Write them in the spelling spiral.

Watch Mr Thorne:

https://www.youtube.com/watch?v=EznhbviF_2w



Thursday-

Continue working on your book about Woodland creatures.

Can you label a picture of your animal? Can you write a caption below it?

Friday- Internet Safety with Jessie and Friends episode 2 'Sharing pictures'. Watch the clip or read the story. <https://www.thinkuknow.co.uk/parents/jessie-and-friends-videos/>

Talk about the story and answer these questions. You can either write your answers or just talk to each other.

Jessie & Friends: Sharing Pictures - Questions

Here are some suggested questions to ask your child once you have read the storybook together. Asking questions can help you check their understanding and start a conversation about their safety online.

1. Who did Tia want to send the pictures to at first?
2. Was Tia's nan the only person they sent them to?
3. How did more people end up seeing the pictures?
4. What made Mo feel sad?
5. What did Kyle say about the friends sharing a picture with him in it?
6. What did the friends do when they found out that their photos had been shared with other people at school?
7. What did Miss Humphrey say she would do to help?



Weekly Maths Tasks

Monday- Addition

Using real money.

How many ways can you make 10p?

How many ways can you make 20p?

Are there any amounts you can not make using 5ps and 2ps?

Make 20p

Equipment: Whiteboard and pens

How many different amounts that equal 20p can you make using only 2ps and 5ps? Which can't you make? Why do you think that is?



HOME

Tuesday- What is mass/weight?


Can you make your own balance scales?

Using your balance scales or the kitchen scales explore weighing and comparing different objects.

Use non -standard units to weigh.

How many pieces of pasta/pebbles/dried beans heavy is the spoon? Is the knife heavier or lighter?

- mass/weight [for example, heavy/light, heavier than, lighter than]



Wednesday- Exploring Mass

Try this quiz <https://www.math4children.com/new%20quizzes/Pre-K/size-lighter-heavier.html>

Choose some different sized objects. Is the largest object always the heaviest? Why? Why not?



Thursday - Weigh it up

Sandy socks

Using those odd socks or different sized bags. Fill them up with sand or soil.

Do they all weight the same?

Have the socks changed shape and length?

Which is the heaviest, lightest, longest or shortest?

How many spoon scoops went into..... ?

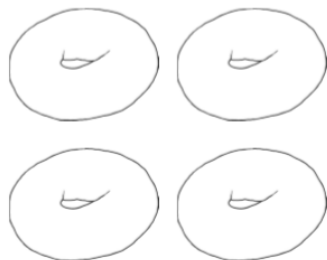
Introduce the scales and weighing in kg an g.



Friday- It's a challenge!

Decorating Doughnuts Challenge

Use two colour pencils to decorate these four doughnuts. How many different ways can you colour the four doughnuts?



Number Card Totals Challenge

Choose 3 cards with a total of 12. This can be done in 10 different ways. See if you can record all 10 ways.

Choose 4 cards with a total of 12. How many ways can this be done?

Choose 5 cards with a total of 12. How many ways can this be done?



Science- Enchanted Woodland Weekly project

Identifying and classifying.

Sit quietly in a wooded area or in your garden.

Listen carefully.


What birds can you hear?

Count how many different bird species you can see and record this.

You could do a little bar model or a tally.



Can you name any of the birds?

Art - draw or paint the bird you see.



Additional learning resources parents may wish to engage with

- [CODE Maths Hub Daily Fluency Activities](#) -
- <https://www.topmarks.co.uk/maths-games/daily10> - arithmetic challenges
- [BBC Bitesize](#) - Lots of videos and learning opportunities for all subjects.
- <https://www.thenational.academy/> A large selection of video lessons and learning resources. These cover a range of subjects including maths, English, art and languages.
- [Classroom Secrets Learning Packs](#) - Reading, writing and maths activities for different ages.
- [Twinkl](#) - Click on the link and sign up using your email address and creating a password. Use the offer code UKTWINKLHELPS.









Complete the Scales

Cut out the heavy and light objects and glue them on the correct side of the balance scales to complete the picture.




Garden Birds Sighting Checklist

Bird	Sighted Have you seen this bird? Tick the box for yes or leave it blank for no.	Where? Where have you seen this bird?
 Robin		
 Magpie		
 Sparrow		
 Blackbird		
 Blue tit		
 Goldfinch		

A bar graph to show: _____

Garden Birds



Number Card Totals Challenge

Choose 3 cards with a total of 12. This can be done in 10 different ways. See if you can record all 10 ways.

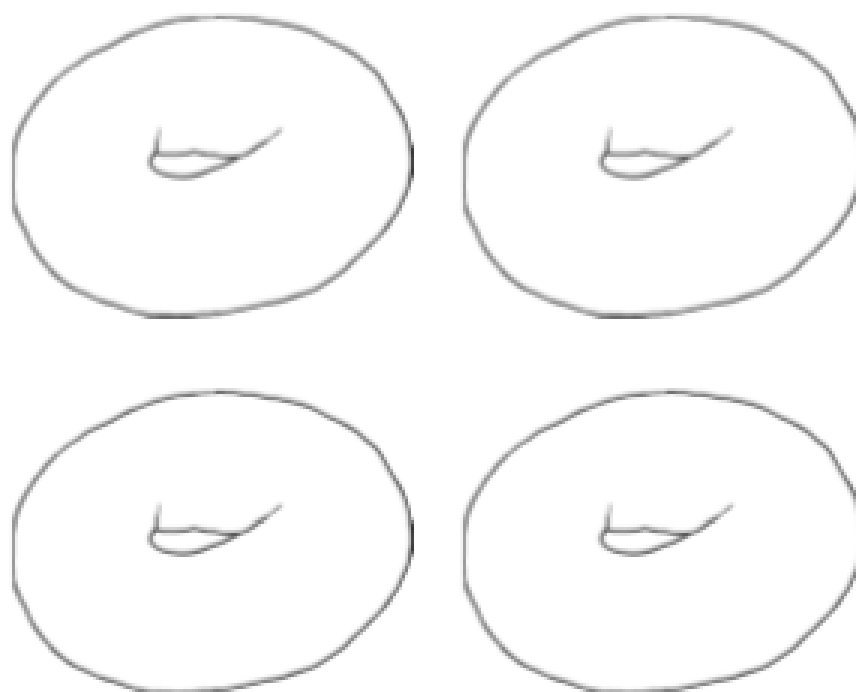
Choose 4 cards with a total of 12. How many ways can this be done?

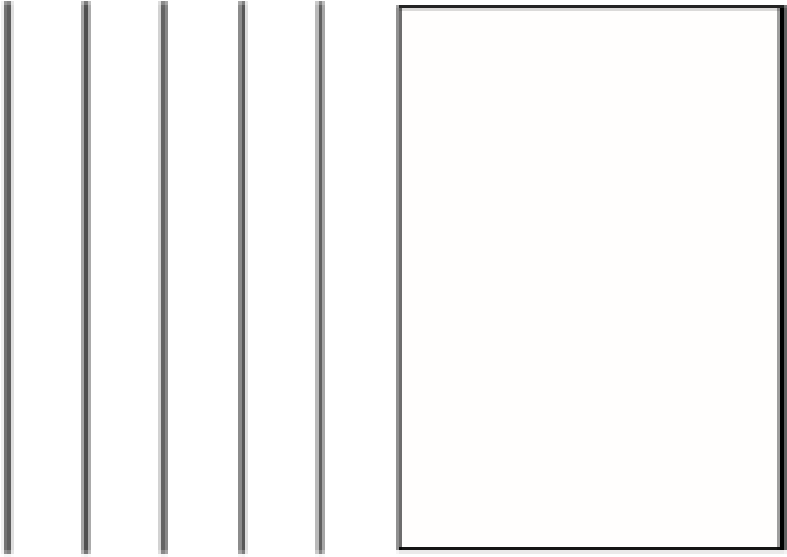



Choose 5 cards with a total of 12. How many ways can this be done?

0	1	2	3	4	5	6	7	8	9	10
---	---	---	---	---	---	---	---	---	---	----

Decorating Doughnuts Challenge

Use two colour pencils to decorate these four doughnuts. How many different ways can you colour the four doughnuts?



<div data-bbox="302 694 336 726">4</div> <div data-bbox="347 167 1131 726"></div>	<div data-bbox="2049 167 2083 199">3</div> <div data-bbox="1243 167 1624 726"></div>
<div data-bbox="302 1372 336 1404">1</div> <div data-bbox="302 1077 336 1157">Illustration</div> <div data-bbox="347 837 952 1396"></div>	<div data-bbox="2049 837 2083 869">2</div> <div data-bbox="1243 837 1624 1396"></div>

1

2000/10/10

4

2

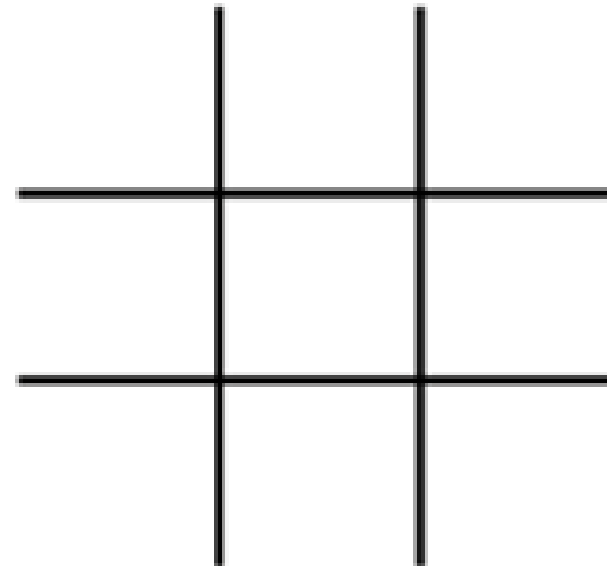
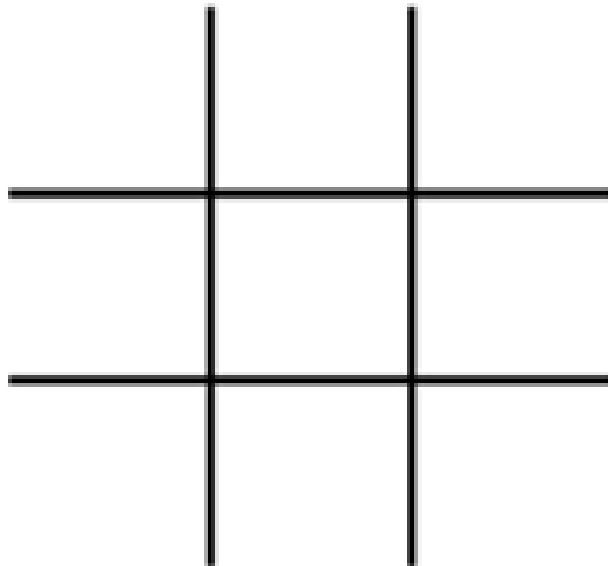
3

sight word tic-tac-toe


Write each player's word in a box below. Then take turns playing tic-tac-toe with the words. The first player to get three in a line wins!

Player 1
Word:


Player 2
Word:




The Fox and the Owl



In the big, green wood, was an owl and a fox.




The owl and fox wished to be king. All of the animals gathered together to pick a king.



"I will be the best king, as I am strong and clever. I am better than the owl. You cannot pick him!" yelled the fox.



"I can swoop and look and see all the town from up high," went the owl. "Let me be king."



The animals had to pick a king. It was hard. A shower of rain fell from up high. With the shower, was a verdict.



The owl was going to be king, as he did not boast too much. He was given a crown and a gown. The animals all bowed to him.

Can you find the 'ow' words?

now

down

clown

brown

cow

a b c d e f

g h i j k l

m n o p q r s

t u v w x y z

My 0-20 Number Formation

0 1 2 3 4 5 6 7 8 9 10

11 12 13 14 15 16 17 18 19 20