



Curlew Week 15 : Learning Project – William Shakespeare, A Midsummer Night's Dream, Transition and SRE Online

Age Range: Curlew Y6

Weekly English/Topic Tasks

Monday

We are starting our final week with exploring the world of William Shakespeare and his famous collection of plays.

We will be concentrating on a real favourite and one of the fun ones : A Midsummer Night's Dream.

The script below is a shortened one hour version for schools and I've attached some You Tube links to help start you off with becoming familiar with the play and storyline and characters.

You could have fun acting this out with your families, playing different characters from the play.



<https://www.youtube.com/watch?v=FxqXN7umwN0>

<https://www.youtube.com/watch?v=xCI6o-kbqrs>



One Hour

Midsummer Night.docx

A Midsummer Night's Dream Summary: Four Athenians run away to the forest only to have Puck the fairy make both of the boys fall in love with the same girl. The four run through the forest pursuing each other while Puck helps his master play a trick on the fairy queen. In the end, Puck reverses the magic, and the two couples reconcile and marry.

Hermia and Lysander from 'A Midsummer Night's Dream.'



Love looks not with the eyes, but with the mind; and therefore is winged Cupid painted blind.

https://www.shakespeare.org.uk/explore-shakespeare/shakespeadia/shakespeares-plays/midsummer-nights-dream/?gclid=Cj0KCQjw14v4BRDaARIsAFjATPnAIXrv33Mna8FZRnvshiMlZnoBHGvXIbwCbWjwgCIEBAPsekRF_jIaAgeeEALw_wcB#

Tuesday

Today spend some time on reading through this transition booklet and make some notes in a favourite journal about how you're feeling about this big change coming very soon.

You will all have received this booklet by now from the school.



Mission Transition A5
47026 - spreads.pdf

Wednesday

Currently we are working on our special Autobiographies, taken from birth to the present day. Everyone has been including special pictures and information they have learned from close relatives.

Use the guide below to help you.



Autobiographies.doc

LO: To prepare to write an autobiography.



Autobiography-success-criteria.pdf

For your homework this week and ongoing over the summer holidays you will need to plan out what you are going to include in your autobiography. Use the boxes in the document attached above to help you plan it out. You will be doing the actual writing as soon as you feel ready. Details about you could include : where you were born, what were you like as a baby, do you have siblings, about your family etc.

Thursday

RSE Programme of Study Core Themes : Health and Wellbeing- Looking at how your body emotions may change as you approach and move through puberty -about human reproduction.

Relationships: to recognise what constitutes positive healthy relationships and develop the skills to form them.

PARENTS / CARERS:

Please find attached some guidance from the PSHE Association on learning about this for parents / carers and their presentation for parents to use with children. There are also



BOYS AND GIRLS
AND PUBERTY.docx



MY BODY-BOYS -
Copy.docx

Friday

Arty Activities Day- a range of creative ideas for sunny summer days.

Activity 1 - Leaf Collecting and Sorting Equipment: you will need a piece of string, or stick, leaves Collect leaves by threading them onto a piece of string or a stick. They can then be removed and sorted in lots of different ways, or hung up by placing knots at the end of the string. Shadow Art Ideas. A sunny day is better for this.

Activity 2 – Shadow Drawing Equipment: you will need a sunny day, some interesting objects, paper and pencil. You can choose objects to suit their interests (like toy dinosaurs etc) and trace the shadows you make. You can experiment with shadow shapes and size at different times of the day. Why do the shadows change?

Activity 3 – Vincent Bal Equipment: you will need everyday objects, paper and pen or pencil to use shadows from everyday objects to create a picture in the style of Belgian artist Vincent Bal.

Activity 4– Hand Shadow Puppets Equipment: Can you create animals shapes with your hands. Think about eyes, ears, head shapes. Cast a shadow on the floor or a wall.

Activity 5– Nature's Shadows Equipment: you will need a tree, a sunny day and a piece of paper. If you're lucky enough to have trees nearby you can draw the shadows created by the sun behind the trees.

RESEARCH

Zendala or Zentangle patterns. Have a go at creating some of these for yourself.

Weekly Maths Tasks- Yr6

Monday

L.O: To be able to draw the position of a shape after translation.

See below.

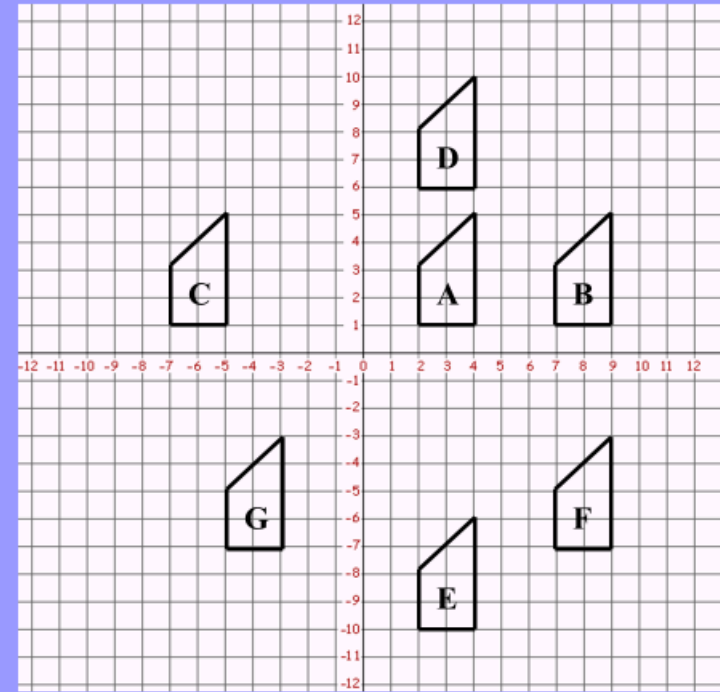


simple_translations.doc

Refer to this diagram for Monday's L.O. and task.



translations.ppt



Tuesday Translation

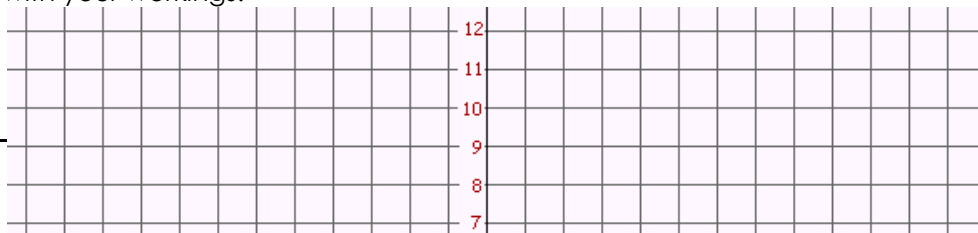
L.O: To be able to record the position of a shape after translation, following co-ordinate instructions.

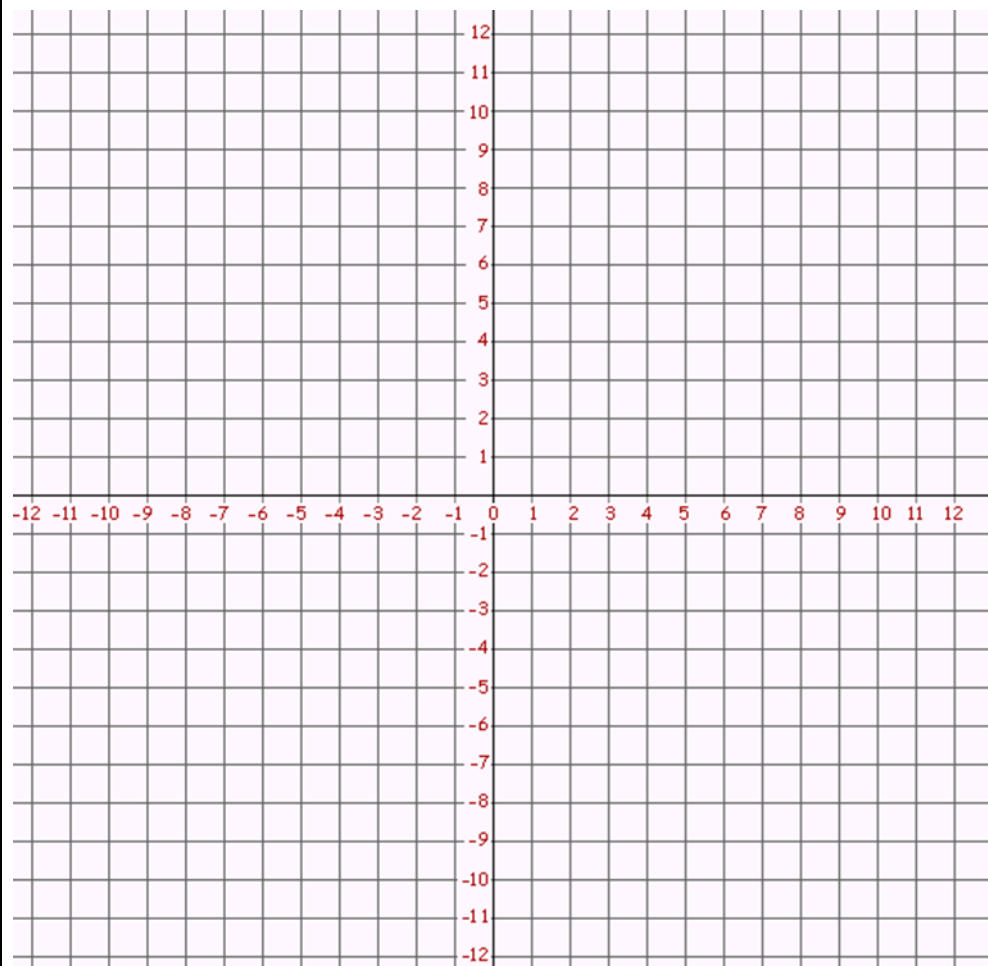
Use the grid below in the word document.



translation_on_all_quadrants.doc

See the four quadrant co-ordinates grids below to help you when practising with your workings.





Wednesday

Your task today is to write a rule for the translation of given shapes.

See below.

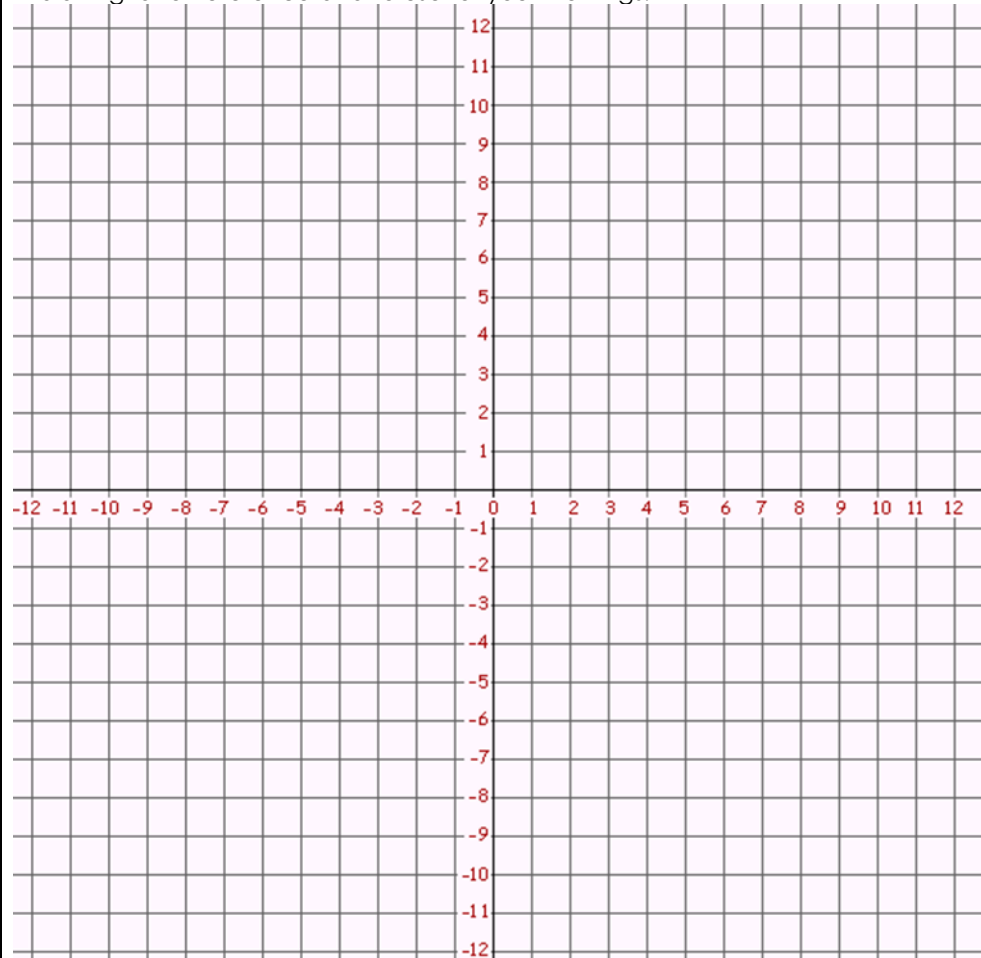


write-rule1 -
translation.pdf

Extension:-

To plot further shapes on a four quadrant grid and write a new rule to translate these shapes. Then draw the shapes in the new position.

A blank grid for reference and to use for your workings.



Thursday.

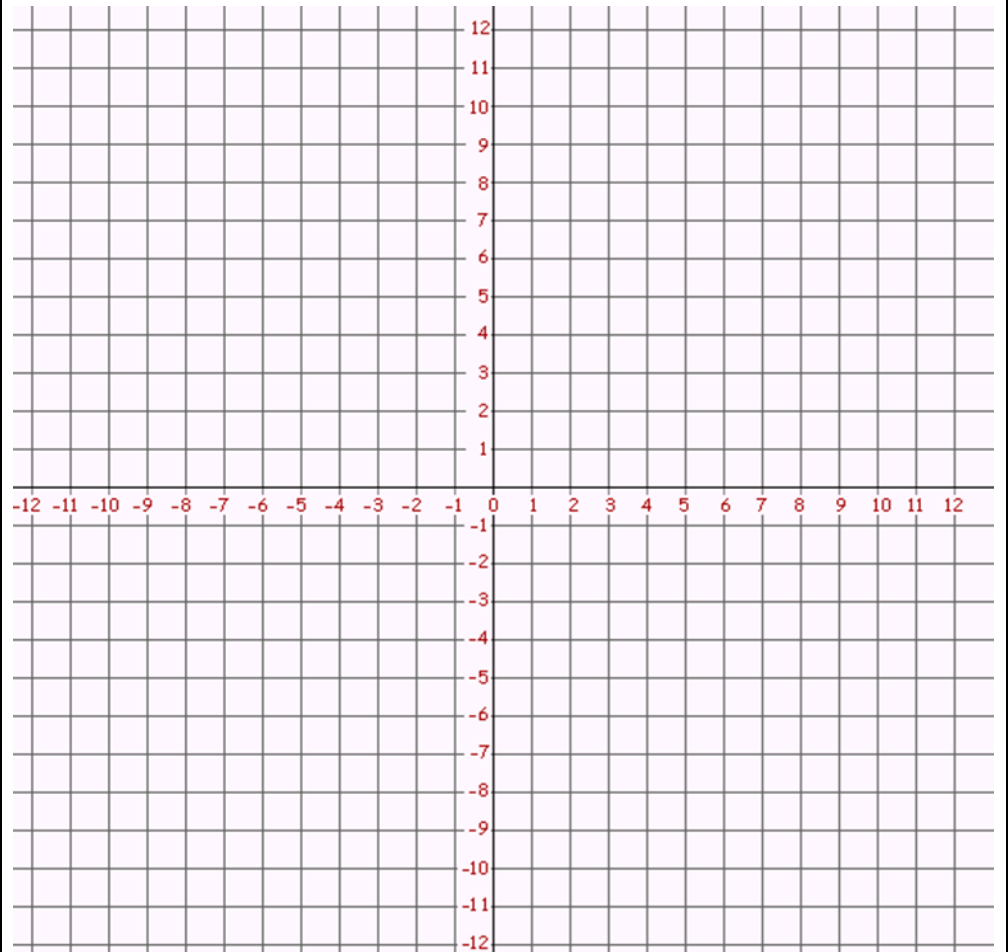
Rotation

Today you will be exploring how to rotate shapes in a four quadrant grid and record the new co-ordinates.

See below.



Rotation of
shapes.pdf



Friday

Now that you've explored rotating shapes and recording their co-ordinates, it's your turn to write the rules/instructions, to explain how these shapes in the document above, moved to their new positions.

See below.



Rotation-write-rule1.
pdf

Extension : to transform a range of given shapes and their co-ordinates, set on a four quadrant co-ordinate grid.

See below.



transform-shapes1.p
df

Science/DT Weekly project

Further activities for your summer holidays based on these topics:-

- DT: To build a model of Shakespeare's Globe Theatre using a range of materials available.
<https://blog.londonpass.com/did-you-know-10-facts-about-shakespeares-globe-theatre/>
- To explore further plays by Shakespeare and write about them or perform them too, as well as develop your understanding of the language used by Shakespeare. You could even make a recording of your performance.
- Science- Have a look at a range of animals and their habitats and how they have adapted to them (see document below).



Animals habitats..doc

Additional learning resources parents may wish to engage with

- [CODE Maths Hub Daily Fluency Activities](#) -
- <https://www.topmarks.co.uk/maths-games/daily10> - arithmetic challenges
- [BBC Bitesize](#) - Lots of videos and learning opportunities for all subjects.
- <https://www.thenational.academy/> A large selection of video lessons and learning resources. These cover a range of subjects including maths, English, art and languages.
- [Classroom Secrets Learning Packs](#) - Reading, writing and maths activities for different ages.
- [Twinkl](#) - Click on the link and sign up using your email address and creating a password. Use the offer code UKTWINKLHELPS.