



Lapwing Week 11: Online

Age Range: Year 1

Weekly English/Phonics

Remember to do a little bit of reading everyday. Check out the Oxford Owls website for free books to read. <https://home.oxfordowl.co.uk/>

Monday- Phonics and spellings


This week's sound is 'er' a better letter.

her, germ, term, feather, finger, letter, better

Can you write these in a sentence?

Make them out of playdough?

Paint them with water on the patio? Or wall?



Tuesday- Recount.

Can you write a **recount** about a trip you have been on. This could be to the park, the beach, anywhere you have been.

Remember to start with:

First we

Next ...

Then....

After that...

Finally...

First _____

Then _____

Next _____

Finally _____

Recount Writing Helpful Hints

Write in the past tense.

Explain what happened.

Who?

What?

Where?

When?



Tell the events in order.

Use time words (in the morning, later, after that).

Use powerful verbs and exciting adjectives to add interest for the reader.



twinkl
visit twinkl.com

Wednesday-

Practice your phonics /spellings.


her, germ, term, feather, finger, letter, better

Write them in a sentence

e.g. Look at her finger. I feel better with no germs. There is a green feather over there.

Watch Mr Thorne:

<https://www.youtube.com/watch?v=WaxZN4BZjgc>



Thursday- Write a postcard

Write a postcard to family member or friend.

- Remember to start with 'Dear' or 'To'.
- use first, next, then and finally.
- Remember to finish with 'From' or 'Love' and add your name.
- Don't forget to add in some adjectives.



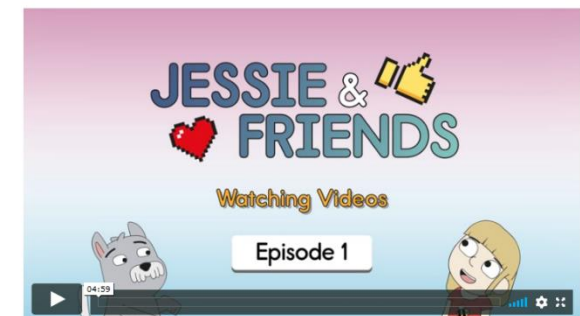
Wow Words



Friday- Internet Safety with Jessie and Friends episode 1 'Watching Videos'

<https://www.thinkuknow.co.uk/parents/jessie-and-friends-videos/>

Can you create a poster about how to stay safe online?



Weekly Maths Tasks

Monday- Addition

You could make your own dart board, lay it flat on the table and throw counters at it (pasta, raisins etc.)

Darts

Equipment: Whiteboard and pens

I have 3 darts to throw at the board.

What is the highest possible score I can get?

How many different ways are there to score 10 points with 3 darts?

What about 15 points?



Tuesday- What is capacity?

Using google classroom

Watch the clips and then explore capacity using different containers and water.

What do you notice about half full and half empty?

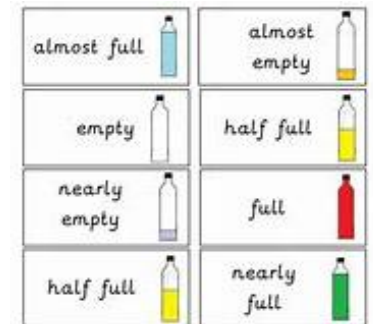
Nearly full and nearly empty?

Can you order the containers by their capacity?

How many egg cups does it take to fill a jug or mug?

<https://www.bbc.co.uk/bitesize/topics/zt9k7ty/articles/zp8crdm>

<https://www.bbc.co.uk/bitesize/topics/zt9k7ty/resources/1>



Wednesday- Exploring Capacity


1. Choose 3 containers. Take a cup or a yoghurt pot and find out how many scoops it takes to fill each container. Line your containers up in order from smallest to largest.



5. Choose some different containers. Does the tallest container always hold the most water? Why? Why not?



6. Have a race with a friend to fill a container each. One person use a spoon to fill, and the other use a cup. Who is the winner? Is this fair? Why? Why not?



Thursday - Potions



Explore using standard measures to create potions.

For example:

Mrs Bruce's recipe for Hiccups!

100 ml of Troll bogies


50 ml of inky slime

400 ml of glittery water.

100 ml of orange juice.



Magic Potion



Friday- It's a challenge!

Six-Pin Bowling Challenge

Which pins do you need to knock down to score:

7 points?


5 points?

3 points?

What scores do you get if you
knock down the following pins:

1, 4 and 6

3, 6 and 5



Sum Counters Challenge

Use these number counters to make these totals:

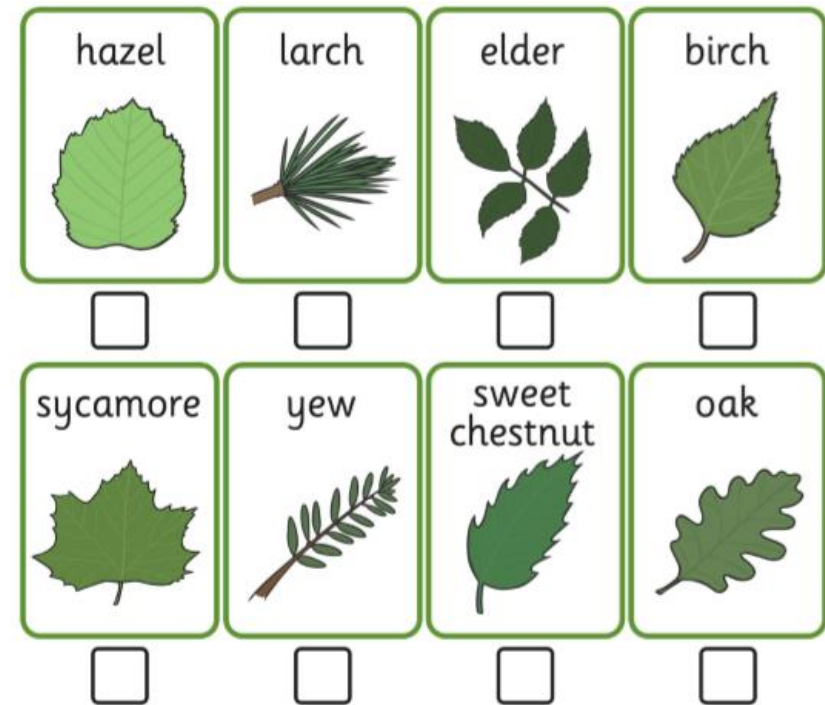
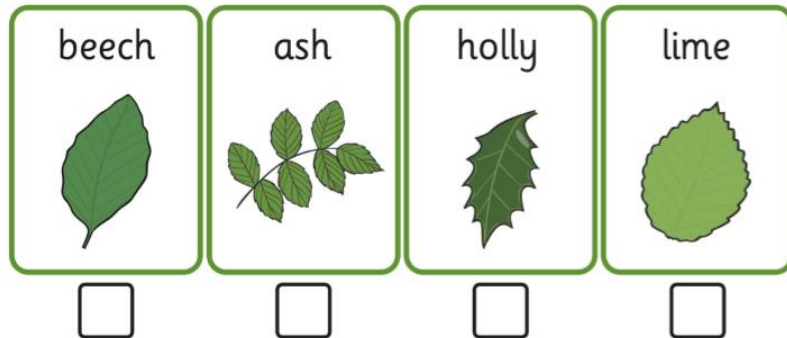
- 9
- 10
- 11
- 12
- 13
- 14
- 15
- 16



What other totals can you make from these numbers?

Science- Enchanted Woodland
Weekly project

Go and explore the trees in your locality.
Touch them, smell them and look closely at their branches and leaves.
Take a bark rubbing, a leaf and photograph.
Can you identify the tree?
Did you find any woodland treasures?
Please upload your findings onto google classroom.



Additional learning resources parents may wish to engage with




- [CODE Maths Hub Daily Fluency Activities](#) -
- <https://www.topmarks.co.uk/maths-games/daily10> - arithmetic challenges
- [BBC Bitesize](#) - Lots of videos and learning opportunities for all subjects.
- <https://www.thenationalacademy/> A large selection of video lessons and learning resources. These cover a range of subjects including maths, English, art and languages.
- [Classroom Secrets Learning Packs](#) - Reading, writing and maths activities for different ages.
- [Twinkl](#) - Click on the link and sign up using your email address and creating a password. Use the offer code UKTWINKLHELPS.

First


Then

Next


Finally



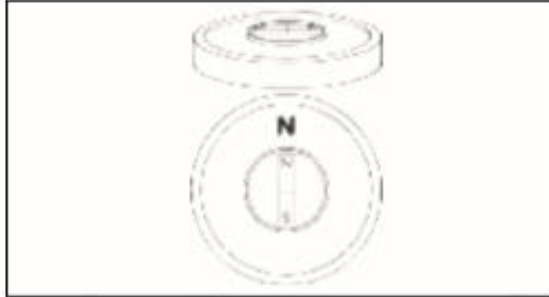
Postcard Template



Use the frame below to design your own poster about internet safety.



The Mermaid in the River



In the north, was a town. Perth was the town.



In Perth, was a river. The river was long and led to a rock pool.



One day, in the winter, a man ran from the rock pool.



He had seen a monster. A monster with long hair and a tail. Her tail had greener fins than he had ever seen! Bernard did not go back to the rock pool.



After a number of weeks, Bernard's sister, Fern, went to see the monster.



She went past the corner of the rock pool. A mermaid was next to a rock. She had a ring on her finger. She put herself on the rock. It was not a monster. It was a mermaid.

Can you spot the 'er' words?

her

finger

letter

germ

term

a b c d e f
g h i j k l
m n o p q r s
t u v w x y z

her

finger













letter

germ

term


a b c d e f
g h i j k l
m n o p q r s
t u v w x y z

Tree Identification Sheet

beech  <input type="checkbox"/>	ash  <input type="checkbox"/>	holly  <input type="checkbox"/>	lime  <input type="checkbox"/>
hazel  <input type="checkbox"/>	larch  <input type="checkbox"/>	elder  <input type="checkbox"/>	birch  <input type="checkbox"/>
sycamore  <input type="checkbox"/>	yew  <input type="checkbox"/>	sweet chestnut  <input type="checkbox"/>	oak  <input type="checkbox"/>

All About My Leaf

This is my leaf.



The size of my leaf is...

large

medium

small



The colour of my leaf is...

red

orange

green

brown

purple

yellow

I like my leaf because...

